

SCALA MINI

Type: _____ Quantity: _____

Job: _____

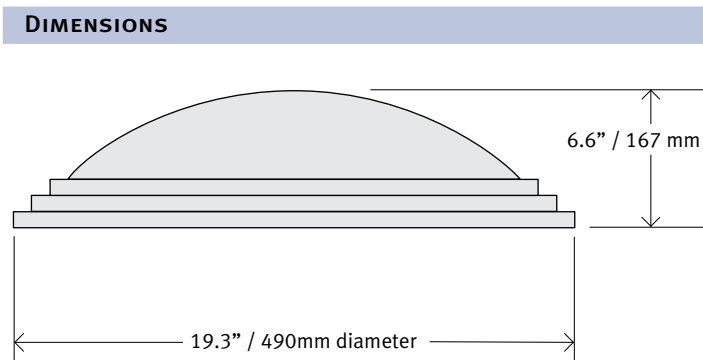
Date: _____

Approvals

Catalog Number: **SCAS • T2-FCL** • • • • •

- 1
- 2
- 3
- 4
- 5
- 6

MODEL	SCALA MINI
Height	6.6"/167mm
Width	19.3"/490mm
EPA	.86 sq. ft./0.080m ²
Weight	32 lbs/14.5kg
IP Rating - Reflector	66
LIGHT SOURCE	
Metal Halide	39 to 70 watts



SPECIFICATIONS

- Housing & Lens Frame** The stepped frame and arm fitter are made of die cast aluminum. The upper dome is spun aluminum.
- Mounting** All sizes of Scala fixtures are attached to an arm using a specially designed die cast spacer block. The fixture and spacer block attach to the arm with four stainless steel bolts. All connections are made from inside the fixture and concealed when assembly is completed.
- Access** A quarter turn spring loaded latch, permits tool free opening of the lens frame and easy access to the optical block for lamp replacement, and to the ballast plate. The door frame is attached to the housing with a stainless steel hinge.
- Ballast Plate** The modular plate is made of 18 gauge galvanized steel, attached to the housing ring.
- Ballast** High power factor, -20°F (30°C) lamp starting capacity, with polarized quick disconnect plugs with a positive lock feature. An electronic ballast is provided with the CosmoPolis lamp.
- Lens** The flat lens is made of clear, shock resistant tempered glass.
- Reflector** Reflectors are made of aluminum, chemically brightened and anodized. The Sealsafe® optical system is rated IP66.
- Socket Shutter** Injection molded glass fiber reinforced polymer. Removable with a quarter turn, and is sealed with an injection molded silicone gasket (duro 60 shore A). Lamp holder are porcelain, thermal resistant, pulse rated at 4kV.
- Hardware** All exposed screws are stainless steel. All seals and sealing devices are made of EPDM or silicone.
- Finish** Application of polyester powder coat. The chemical composition provides a highly durable UV and salt spray resistant finish in accordance to the ASTM-B117 standard and humidity proof in accordance to the ASTM-D2247 standard.



SCALA MINI

Type: _____ Quantity: _____

Job: _____

Date: _____

Approvals

Catalog Number: **SCAS • T2-FCL •**



PHOTOMETRIC AND OPTICAL PERFORMANCE

LUMINAIRE CLASSIFICATION SYSTEM

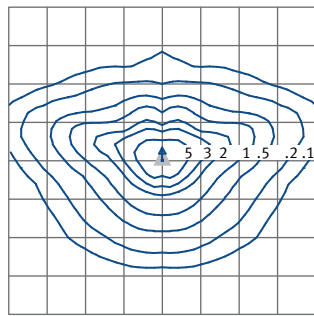
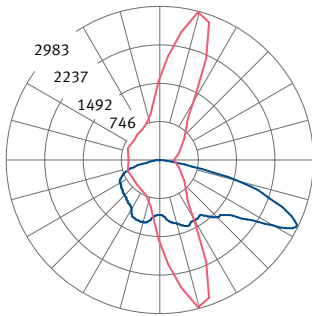
The LCS is an IESNA standard method of evaluating the lighting levels produced by a luminaire by classifying the results into three categories; forward light, back light and uplight. This can be combined with the IESNA roadway classification to evaluate the optical system best suited to your project.

Scala MINI

SCA1 T2-FCL MH-T6-70 type 2, flat glass

Max Candela 2983 at:
Horizontal angle = 75°
Vertical angle = 64°

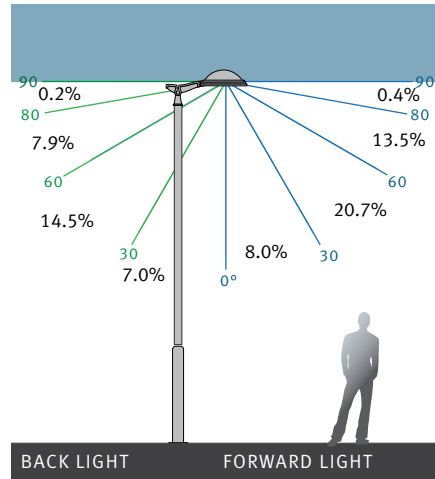
Mounting height = 12'
Scale is one square = 12'/3.7M
Lumens = 6,600



Scala MINI

SCA1 T2-FCL MH T6-70

- Type 2 reflector flat glass lens
- LCS values shown below



SCALA MINI

Type: _____ Quantity: _____

Approvals

Job: _____

Date: _____

Catalog Number: **SCAS • T2-FCL •**

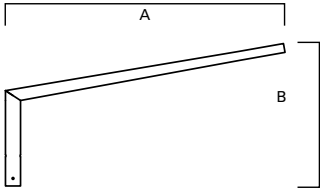
- 1
- 2
- 3
- 4
- 5
- 6

1	2	3	4
<p>LIGHT DISTRIBUTION and LENS TYPE</p> <p><input type="radio"/> T2 - FCL IES type 2 with clear flat lens</p>	<p>LAMP TYPE</p> <p><input type="radio"/> MH T6 Metal Halide - G-12 bi-pin socket</p> <p><input type="radio"/> MH T6-39 Metal Halide 39 watt T6 lamp</p> <p><input type="radio"/> MH T6-70 Metal Halide 70 watt T6 lamp</p> <p>PHILIPS® CosmoPOLIS CosmoWhite Lamp and electronic ballast system PGZ 12 lamp base</p> <p><input type="radio"/> CPO TW 60* <i>(INT Ballast Only)</i> 60 watt CosmoWhite lamp</p> <p><input type="radio"/> CPO TW 90* <i>(INT Ballast Only)</i> 90 watt CosmoWhite lamp</p>	<p>VOLTAGE</p> <p><input type="radio"/> 120 VOLT</p> <p><input type="radio"/> 208 VOLT</p> <p><input type="radio"/> 240 VOLT</p> <p><input type="radio"/> 277 VOLT</p> <p><input type="radio"/> 347 VOLT</p> <p><input type="radio"/> INT Intellivolt (208-277 volt) <i>*For CosmoPolis Only</i></p>	<p>COLOR</p> <p><input type="radio"/> RAL 9011-S Smooth Black</p> <p><input type="radio"/> RAL 9011-T Textured Black</p> <p><input type="radio"/> RAL 9007-S Smooth Gray</p> <p><input type="radio"/> RAL 9007-T Textured Gray</p> <p><input type="radio"/> RAL 9016-S Smooth White</p> <p><input type="radio"/> RAL 9016-T Textured White</p> <p><input type="radio"/> RAL 8019-S Smooth Bronze</p> <p><input type="radio"/> RAL 8019-T Textured Bronze</p> <p><input type="radio"/> RAL 9006 -S Smooth Aluminum</p> <p><input type="radio"/> RAL 9006 -T Textured Aluminum</p> <p><input type="radio"/> RAL _ _ _ _ Provide four digit RAL color number.</p> <p><input type="radio"/> CSC Custom color, provide a color sample for matching and approval.</p>

5 more arm options on next two pages

MOUNTING

A-104



	MODEL	A	B	EPA
<input type="radio"/>	A-104-1-48 Single bracket	48" 1219mm	32" 813mm	1.92
<input type="radio"/>	A-104-2-48 Double bracket with arms at 180°	96" 2438mm	32" 813mm	3.10
<input type="radio"/>	A-104-1-72 Single bracket	72" 1829mm	37" 940mm	2.36
<input type="radio"/>	A-104-2-72 Double bracket with arms at 180°	144" 3658mm	37" 940mm	3.98
<input type="radio"/>	A-104-1-96 Single bracket	96" 3251mm	41" 1041mm	2.80
<input type="radio"/>	A-104-2-96 Double bracket with arms at 180°	192" 4876mm	41" 1041mm	4.86



SCALA MINI

Type: _____ Quantity: _____

Approvals

Job: _____

Date: _____

Catalog Number: **SCAS • T2-FCL** • • • • •

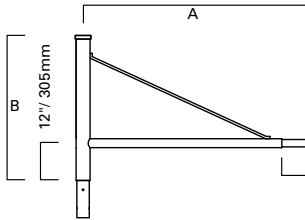
- 1
- 2
- 3
- 4
- 5
- 6

5

MOUNTING

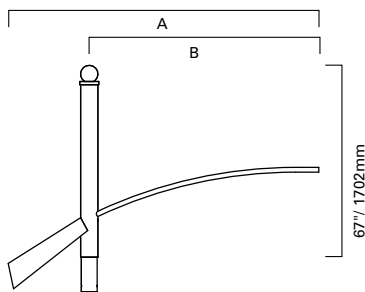
NONE For custom mounting attachment or a custom arm by others

A-105



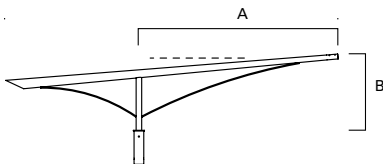
MODEL		A	B	EPA
<input type="radio"/> A-105-1-48	Single bracket	48" 1219mm	36" 914mm	2.30
<input type="radio"/> A-105-2-48	Double bracket with arms at 180°	96" 2438mm	36" 914mm	3.37
<input type="radio"/> A-105-W	Wall bracket	96" 2438mm	36" 914mm	1.20
<input type="radio"/> A-105-1-72	Single bracket	72" 1829mm	47" 1194mm	3.50
<input type="radio"/> A-105-2-72	Double bracket with arms at 180°	144" 3658mm	47" 1194mm	5.40
<input type="radio"/> A-105-1-96	Single bracket	96" 3251mm	58" 1473mm	4.40
<input type="radio"/> A-105-2-96	Double bracket with arms at 180°	192" 4876mm	58" 1473mm	6.82

A-106



MODEL		A	B	EPA
<input type="radio"/> A-106-1-84	Single bracket	84" 2134mm	56" 1422mm	6.28
<input type="radio"/> A-106-1-108	Single bracket	108" 2743mm	72" 1829mm	6.55
<input type="radio"/> A-106-1-112	Single bracket	112" 2845mm	84" 2134mm	6.69

A-108



MODEL		A	B	EPA
<input type="radio"/> A-108-1-48	Single bracket	48" 1219mm	20" 508mm	3.46
<input type="radio"/> A-108-1-72	Single bracket	72" 1829 mm	27" 686mm	5.19
<input type="radio"/> A-108-1-96	Single bracket	96" 3251mm	35" 889mm	6.89

5 more arm options on the next page



SCALA MINI

Type: _____ Quantity: _____

Approvals

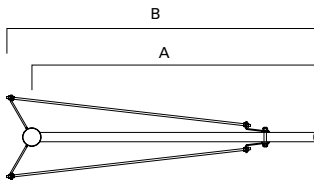
Job: _____

Date: _____

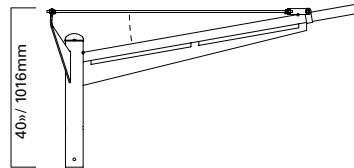
Catalog Number: **SCAS • T2-FCL •**

- 1
- 2
- 3
- 4
- 5
- 6

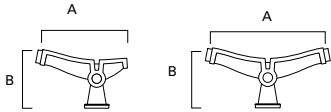
A-109



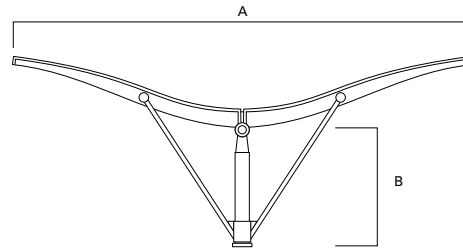
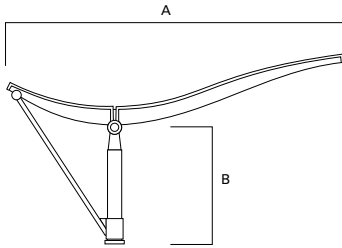
MODEL		A	B	EPA
● A-109-1-60	Single bracket	60" 1524mm	54" 1372mm	3.53
● A-109-1-78	Single bracket	78" 2743mm	72" 1981mm	4.90
● A-109-1-102	Single bracket	102" 2591mm	96" 2438mm	6.27



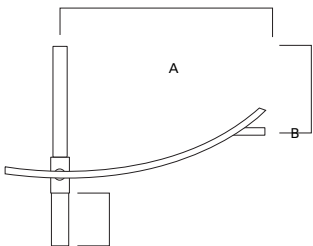
A-110



MODEL		A	B	EPA
● A-110-1-8	Single bracket	10.0" 255mm	8.9" 225mm	1.92
● A-110-2-8	Double bracket with arms at 180°	19.7" 500mm	8.9" 225mm	3.10
● A-110-W-8	Wall bracket	8.3" 212mm	8.9" 225mm	1.20
● A-110-1-66	Single bracket	107.8" 2738mm	33.5" 850mm	1.92
● A-110-2-66	Double bracket with arms at 180°	127" 3225mm	33.5" 850mm	3.10



A-111



MODEL		A	B	EPA
● A-111-1	Single bracket	47.2" 1200mm	19.7" 500mm	.xxx

6

POLE

Refer to the Schröder pole guide.

